

Scaleauto
Model Car Competition

2014
1/32 • 1/24

RT GTS-R • LMS GT3 • BMW Z4 GT3 • Mercedes SLS AMG GT3 • XKR
BMW M3 GT2 • Porsche 911 RSR • HSV-010 Super GT • C8 Laviolette
ni Zonda • Radical SR-9 • Porsche 935 • M1 Gr.5 • De Tomaso Pan
TS-R • LMS GT3 • Porsche 991 RSR • BMW Z4 GT3 • Me
GT3 GT3 • XKR GT2 • BMW M3 GT2 • Porsche 911 RSR • HSV-010 SU
ette GT2 • Pagani Zonda • Radical SR-9 • Porsche 935 • M1 Gr.5
era Gr.3 • BMW M3 GT2 • Porsche 911 RSR • HSV-010 Super GT • C8 Laviolette



Race Tuned Slot Competition Cars

Porsche 991 RSR

SC-7048

24h LM 2013 #92 Winner

Porsche AG Team Manthey

• NEW •



	Reference	Motor	Motor Size	Guide	Ratio	Chassis	Ball Bearing	Front		Rear	
								ø Tire	Hub	ø Tire	Hub
24h LM 2013 #92 Winner	SC-7048	SC-26		SC-1622	12/44	SC-8000 R4	YES	26 x 10 Hard	23'5 x 10 Aluminum	27 x 13 Soft	23'5 x 13 Aluminum
White body racing kit	SC-7047		Long Can								
Ready Painted Bodies											
	SC-7048b	24h LM 2013 #92 Winner									



SRT Viper GTS-R

SC-7055

ALMS Mid Ohio 2012 #93

SRT Motorsport Team Viper

• NEW •



	Reference	Motor	Motor Size	Guide	Ratio	Chassis	Ball Bearing	Front		Rear	
								ø Tire	Hub	ø Tire	Hub
ALMS Mid Ohio 2012 #93	SC-7055										
ALMS Mid Ohio 2012 #91	SC-7056	SC-26	 Long Can	SC-1622	12/44	SC-8000 R4	YES	26 x 10 Hard	23'5 x 10 Aluminum	27 x 13 Soft	23'5 x 13 Aluminum
White body racing kit	SC-7042										

Ready Painted Bodies

SC-7055b ALMS Mid Ohio 2012 #93

SC-7056b ALMS Mid Ohio 2012 #91



LMS GT3



SC-7061 • NEW •

24h Spa 2010 #73
W-racing team

SC-7053
24h Nürburgring 2010 #49
Team Alexander Krebs



SC-7054

ADAC GT Master 2011 #7
Team Phoenix Racing

	Reference	Motor	Motor Size	Guide	Ratio	Chassis	Ball Bearing	Front		Rear	
								ø Tire	Hub	ø Tire	Hub
ADAC Ruhr-Pokal-Rennen 2009 #80	SC-7045										
24h Nürburgring 2010 #49	SC-7053	SC-26	Long Can	SC-1622	12/44	SC-8000 R2	YES	26 x 10 Hard	23'5 x 10 Aluminum	27 x 13 Soft	23'5 x 13 Aluminum
ADAC GT masters 2011 #7	SC-7054										
24h Spa 2010 #73	SC-7061					SC-8000 R4					
						Ready Painted Bodies					
	SC-7045b	ADAC Ruhr-Pokal-Rennen 2009 #80									
	SC-7053b	24h Nürburgring 2010 #49									
	SC-7054b	ADAC GT masters 2011 #7									
	SC-7061b	24h Spa 2010 #73									




Jaguar XKR GT2

SC-7023

24h LM 2010 #81

Jaguar RSR



	Reference	Motor	Motor Size	Guide	Ratio	Chassis	Ball Bearing	Front		Rear	
								ø Tire	Hub	ø Tire	Hub
24h LM 2010 #81	SC-7023	SC-26	 Long Can	SC-1601	12/44	SC-8000 R2	YES	26 x 10 Hard	23'5 x 10 Aluminum	27 x 13 Soft	23'5 x 13 Aluminum
Ready Painted Bodies											
	SC-7023b	24h LM 2010 #81									



BMW Z4 GT3



• NEW • SC-7059

Silverstone 2011 #40 Winner

Marc VDS Racing Team

• NEW • SC-7060

VLN Nürburgring 2012 #20

Schubert Motorsport



SC-7030 • NEW •

SuperGT 2011 #4

Studie AGs



SC-7032

24h Barcelona 2011 #2

Schubert Motorsport



	Reference	Motor	Motor Size	Guide	Ratio	Chassis	Ball Bearing	Front		Rear	
								ø Tire	Hub	ø Tire	Hub
SuperGT 2011 #4	SC-7030	SC-26	Long Can	SC-1624	12/44	SC-8000 R4	YES	26 x 10 Hard	23'5 x 10 Aluminum	27 x 13 Soft	23'5 x 13 Aluminum
Blancpain Silverstone 2011 #40 Winner	SC-7059										
VLN Nürburgring 2012 #20	SC-7060										
24h Barcelona 2011 #2	SC-7032										
24h Dubai 2011 #1	SC-7034										
White body racing kit	SC-7031					SC-8000 R2					

Ready Painted Bodies

SC-7030b	SuperGT 2011 #4
SC-7032b	24h Barcelona 2011 #2
SC-7034b	24h Dubai 2011 #17
SC-7059	Blancpain Silverstone 2011 #40 Winner
SC-7060	VLN Nürburgring 2012 #20



BMW M3 GT2

SC-7035
24h LM 2011 #55
BMW Motorsport



SC-7036
24h LM 2011 #56
BMW Motorsport

SC-7022
24h Nürburgring 2010 #25 Winner
Team Schnitzer



	Reference	Motor	Motor Size	Guide	Ratio	Chassis	Ball Bearing	Front		Rear	
								ø Tire	Hub	ø Tire	Hub
24h Nürburgring 2010 #25	SC-7022										
24h LM 2011 #55	SC-7035	SC-26	Long Can	SC-1624	12/44	SC-8000 R2	YES	26 x 10 Hard	23'5 x 10 Aluminum	27 x 13 Soft	23'5 x 13 Aluminum
24h LM 2011 #56	SC-7036										
Ready Painted Bodies											
	SC-7015b	24h LM 2010 #78									
	SC-7017b	24h LM 2010 #79									
	SC-7022b	24h Nürburgring 2010 #25 ** new updated body **									
	SC-7035b	24h LM 2011 #55									
	SC-7036b	24h LM 2011 #56									



Porsche 997



SC-7039 • NEW •

24h LM 2011 #81

Flying Lizard Motorsports

• NEW • SC-7038
24h LM 2011 #80
Flying Lizard Motorsports



SC-7049 • NEW •

Super GT 2011 #25

Zent

Porsche 997

SC-7052
24h LM 2011 #76
Team IMSA Performance



SC-7040
SuperGT 2011 #33
Team Hankook KTR

SC-7041
24h Nürburgring 2011 #18
Manthey Racing



	Reference	Motor	Motor Size	Guide	Ratio	Chassis	Ball Bearing	Front		Rear	
								ø Tire	Hub	ø Tire	Hub
24h LM 2011 #80	SC-7038										
24h LM 2011 #81	SC-7039										
SuperGT 2011 #33	SC-7040	SC-26	Long Can	SC-1622	12/44	SC-8000 R2	YES	26 x 10 Hard	23'5 x 10 Aluminum	27 x 13 Soft	23'5 x 13 Aluminum
24h Nürburgring 2011 #18	SC-7041										
24h LM 2011 #76	SC-7052										
Super GT 2011 #25	SC-7049										
						SC-8000 R4					

Ready Painted Bodies

SC-7038b	24h LM 2011 #80
SC-7039b	24h LM 2011 #81
SC-7040b	SuperGT 2011 #33
SC-7041b	24h Nürburgring 2011 #18
SC-7049b	SuperGT 2011 #25
SC-7052b	24h LM 2011 #76



Porsche 997 GT3 Cup



SC-7033 • NEW •

IMSA 2011 GT3 Cup
Road Atlanta #24
NGT Motorsport

SC-7013
IMSA GT3 Challenge 2008 #97
Kelly Moss Racing



SC-7012
Rally Vilajoiosa 2009 #3
Fuster

	Reference	Motor	Motor Size	Guide	Ratio	Chassis	Ball Bearing	Front		Rear	
								ø Tire	Hub	ø Tire	Hub
Rally Vilajoiosa 2009 #3	SC-7012	SC-25		SC-1605	12/44	SC-8000	YES	26 x 10	23'5 x 10	27 x 13	23'5 x 13
GT3 Challenge 2008 #97	SC-7013	SC-26	Long Can	SC-1622		SC-8000 R2		Hard	Aluminum	Soft	Aluminum
IMSA 2011 GT3 Cup Road Atlanta #24	SC-7033										

Ready Painted Bodies

SC-7012b Rally Vilajoiosa 2009 #3
SC-7013b GT3 Challenge 2008 #97
SC-7033b IMSA 2011 GT3 Cup Road Atlanta #24



Mercedes Benz SLS AMG GT3



SC-7026 • NEW •
24h Nürburgring 2011 #22
Black Falcon


• NEW • SC-7028
ADAC GT Master 2011 #32
Gize-SLS Team




SC-7046
VLN Nürburgring 2011 #15
Mamerow Racing

	Reference	Motor	Motor Size	Guide	Ratio	Chassis	Ball Bearing	Front		Rear	
								ø Tire	Hub	ø Tire	Hub
24h Nürburgring 2011 #3	SC-7027										
24h Nürburgring 2011 #22	SC-7026	SC-26	Long Can	SC-1622	12/44	SC-8000 R2	YES	26 x 10 Hard	23'5 x 10 Aluminum	27 x 13 Soft	23'5 x 13 Aluminum
ADAC GT Master 2011 #32	SC-7028					SC-8000 R4					
Ready Painted Bodies											
	SC-7024b	IberGT Jarama 2011 #23									
	SC-7026b	24h Nürburgring 2011 #22									
	SC-7027b	24h Nürburgring 2011 #3									
	SC-7028b	ADAC GT Master 2011 #32									





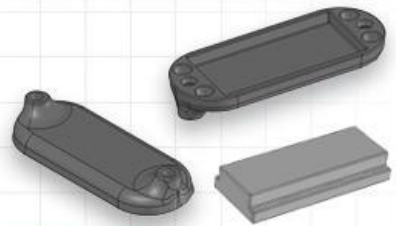
SC-8000 RTR 2
Complete SC-8000 R2 chassis assembled. Fixed guide




SC-8000 RTR 4 **NEW**
Complete SC-8000 R4 chassis assembled. Fixed guide. With magnet.




Ref	Guide holders
SC-8103	Front axle subframe (steel)
SC-8104	Fix Guide holder (steel)
SC-8104c	Fix guide holder (carbon fiber)



SC-8129 **NEW**
Magnet and magnet holder



SC-8128 **NEW**
R4 Chassis main plate



SC-8101 SC-8101al




Ref	Metal body mount
SC-8107	Body mount set



SC-8121 SC-8106

Ref	Metal body mount
SC-8121	Rear axle mount self adjustable
SC-8106	Complete swing arm set for rally setup



Ref	Chassis Plates
SC-8101	H Plate (steel)
SC-8101c	H Plate (carbon fiber)
SC-8101al	H Plate (Aluminum)
SC-8102c	H Plate Pro (carbon fiber)



Axle holder		Axle holder with suspension	
Ref	Height	Ref	Height
SC-8108a	7 mm	SC-8109a	7 mm
SC-8108b	8 mm	SC-8109b	8 mm
SC-8108c	9 mm	SC-8109c	9 mm
SC-8108d	10 mm	SC-8109d	10 mm
SC-8108e	11 mm	SC-8109e	11 mm



Ref	Metal body mount
SC-8127d	Axle mount spacer 0,10
SC-8127e	Axle mount spacer 0,25
SC-8127f	Axle mount spacer 0,50



Ref	Axle Spacers
SC-8111	Steel 3 mm axle spacers
SC-8113	Steel 2 mm body spacers



Ref	Motor Mount
SC-8114	Motor mount Rev2
SC-8114b	Motor mount CNC Rev2
SC-8115	Motor mount can fixing Rev2



Aluminum body suspension supports		
Reference	Height / Color	Sample
SC-8126a	2 mm • blue	
SC-8126b	3 mm • purple	
SC-8126c	4 mm • copper	
SC-8126d	5 mm • black	
SC-8126e	6 mm • red	

Body Kits and • Body Spare Pieces • Cockpits



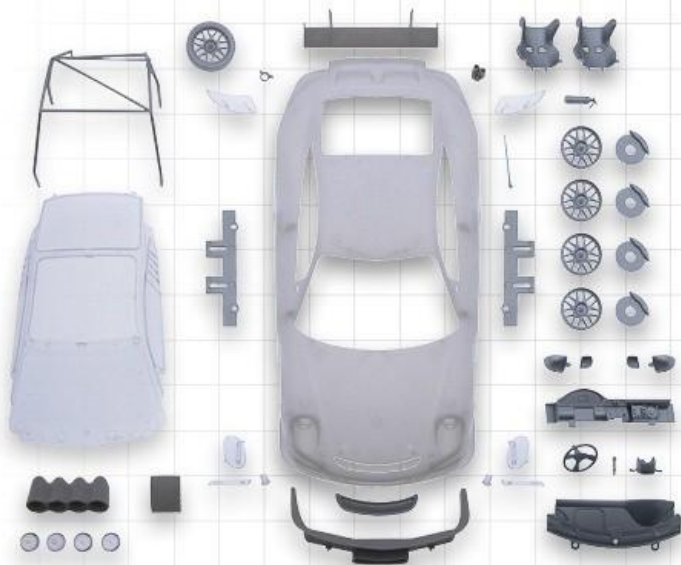
Complete cockpit




Lightweight kit



Body spare pieces



Body kit



Metal body mount



Carbon rear wing



Car model	Body kit	Body spare pieces	Cockpit	Lightweight kit	Rear wing	Metal body mount
Porsche 911 RSR (997 model)	SC-7501	SC-7611		SC-7901	SC-7901b	SC-8117
Porsche 911 GT3 (997 model) Cup & Rally	SC-7502	SC-7611	SC-7604			SC-8117
BMW M3 GT2	SC-7503	SC-7612		SC-7902	SC-7902b	SC-8119
XKR GT2	SC-7504	SC-7613		SC-7903	SC-7903b	SC-8119
Mercedes SLS AMG GT3	SC-7505	SC-7614		SC-7904	SC-7904b	SC-8119
LMS GT3	SC-7506	SC-7616	SC-7605	SC-7905	SC-7905b	SC-8124
BMW Z4 GT3	SC-7507	SC-7617		SC-7906	SC-7906b	SC-8125
SRT Viper GTS-R	SC-7508	SC-7620		SC-7908	SC-7908b	SC-8131
Porsche 991	SC-7509	SC-7625		SC-7909	SC-7909b	SC-8139



Reference	Rubber mirror + Antenna
SC-7623	Rubber mirrors + antenna

NEW

New standard for gear teeth number identification



R+D Team >>> Leading Standards

Scaleauto's gear range is ruled under the new Color Code that states a unique color to each gear depending on the amount of teeth.

Standardization makes tuning experience smoother for the serious Professional Slot Racer.

NEW INTERNATIONAL COLOR CODE

Color	Gear teeth
	20 / 30 / 40
	21 / 31 / 41
	22 / 32 / 42
	23 / 33 / 43
	24 / 34 / 44

Color	Gear teeth
	25 / 35 / 45
	26 / 36 / 46
	27 / 37 / 47
	28 / 38 / 48
	29 / 39 / 49

In-line Procomp RS (3mm)



Ref	Color	Teeth	Ø
SC-1102		32	ø 17'25 mm
SC-1104		34	ø 18'35 mm
SC-1105		35	ø 18'9 mm
SC-1106		36	ø 19'5 mm
SC-1107		37	ø 20'0 mm
SC-1108		38	ø 20'5 mm

AngleWinder Procomp RS-3 (3mm)



Ref	Color	Teeth	Ø
SC-1051b		39	20'5 mm
SC-1052b		40	21'0 mm
SC-1053b		41	21'5 mm
SC-1054b		42	22'0 mm
SC-1055b		43	22'5 mm
SC-1056b		44	23'0 mm
SC-1057b		45	23'5 mm

2014: Improved with new aluminum hardened insert

Axle stopper (3mm)



Ref	Description
SC-1126	Axle stopper 3mm light and anodized. M3 screw











R+D Team >>> Tip

Use the new Reamer Tool (SC-5070) to obtain a perfect fit to Scaleauto 3mm axle

Guides

	<p>SC-1601 Pro Guide 3/16\" Club 8'5 mm blade</p>		<p>SC-1624 Narrow Pro Guide 3/16\" Club racing 9'1mm blade</p>
	<p>SC-1602 Pro Guide 3/16\" Home 7 mm blade</p>		<p>SC-1626 Racing Pro guide 3/16\" Club 9'1 mm blade</p>
	<p>SC-1622 Heavy duty 3/16\" Club Racing 9'1mm blade • NEW • 2014 updated design</p>		<p>SC-1629 Nylon nut with M2 pass for 3/16 guide</p>

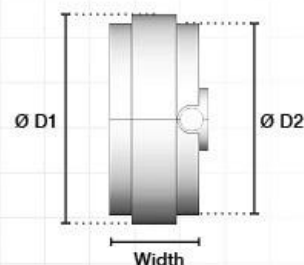
Guide accessories

	<p>SC-1615 Guide clips for SC-1601, SC-1602, SC-1622 & SC-1626</p>		<p>SC-1614 Universal Soft braid 6 units SC-1614b Universal Soft braid 50 units SC-1614c Universal Soft braid. 100 units</p>
	<p>SC-1634 • NEW • Braid clips with supersoft 3.5 x 0.5 mm tinned braid</p>		<p>SC-1632 Super slim braids with clips for 3/16 guide sets SC-1601, 1602, 1622 and SC-1626</p>
	<p>SC-1615b Guide clips for Narrow guide (SC-1624)</p>		<p>SC-1628 Narrow braids (6 units) SC-1628b Narrow braids (50 units) SC-1628c Narrow braids (100 units)</p>
	<p>SC-1623 Steel spacers for 3/16 guides</p>		<p>SC-5116 M5 stainless steel nuts x 2.5mm for 3/16\" guides</p>

Aluminum hubs for 3mm axle

Supplied in bags of 2 units with M3 screws

for Sponge tyres



Lightweight Design			
Width	Ø D1	Ø D2	Reference
6'0 mm	21'0 mm	21'0 mm	SC-4069
8'0 mm	21'0 mm	21'0 mm	SC-4003
13'0 mm	21'0 mm	21'0 mm	SC-4004

Coarse Design			
Width	Ø D1	Ø D2	Reference
10'0 mm	21'0 mm	21'0 mm	SC-4000
16'0 mm	21'0 mm	21'0 mm	SC-4001

for rubber tyres



Lightweight Design			
Width	Ø D1	Ø D2	Reference
9'0 mm	22'2 mm	20'0 mm	SC-4037b
10'0 mm	21'0 mm	19'0 mm	SC-4057f
10'0 mm	22'0 mm	20'0 mm	SC-4055f
10'2 mm	19'5 mm	17'3 mm	SC-4019
10'2 mm	20'5 mm	18'0 mm	SC-4029
11'5 mm	22'2 mm	20'0 mm	SC-4036b
13'0 mm	21'0 mm	19'0 mm	SC-4056f
13'0 mm	22'0 mm	20'0 mm	SC-4050f

Solid Design			
Width	Ø D1	Ø D2	Reference
10'0 mm	23'5 mm	21'5 mm	SC-4042
13'0 mm	23'5 mm	21'5 mm	SC-4043

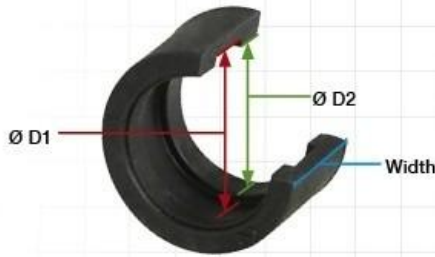
Jarama			
Width	Ø D1	Ø D2	Reference
10'0 mm	21'0 mm	19'0 mm	SC-4057e
13'0 mm	21'0 mm	19'0 mm	SC-4056e

1/24 hub family cross chart references



Hub Family code	D1 Diameter	Width	Solid (a)	Coarse	Jarama (e)	Lightweight (f)
4019	22,2 mm	9,0 mm				✓
4029	20,5 mm	10,2 mm				✓
4036	22,2 mm	11,5 mm				✓
4037	22,2 mm	9,0 mm				✓
4042	23,2 mm	10,0 mm	✓			
4043	23,2 mm	13,0 mm	✓			
4050	22,0 mm	13,0 mm				✓
4055	22,0 mm	10,0 mm				✓
4056	21,0 mm	13,0 mm			✓	✓
4057	21,0 mm	10,0 mm			✓	✓

Rubber tyres for 1/24



Width	Ø D1	Minimum Ø D2	Standard	Slick			Stripped	
				RT	Medium	Soft	RT	Soft
10'0 mm	26'0 mm	20'0 mm	SC-4716					
12'0 mm	24'0 mm	16'0 mm		SC-4732		SC-4731	SC-4730	SC-4729
13'0 mm	25'0 mm	20'0 mm						SC-4725
13'0 mm	25'0 mm	19'0 mm			SC-4737	SC-4736		
13'0 mm	27'0 mm	20'0 mm	SC-4717					

Scaleauto offers a wide range of rubber tyres for 1/24 scale, including various sizes and compounds for different kinds of track to fulfill the needs of most racers and model makers.

Size and brand name is engraved on the side of all tyres for a quick simple identification.


Surface type: Slick: For race track purposes
Stripped: For modern road cars replicas
Classic: For classic road cars replicas

Hardness compounds: Standard: Used in the original cars starting from 2014 year • Ninco - Scalextric - SCX
Zero Grip: Minimum friction surface for front wheels only
RT: Harder with higher grip • Ninco - Scalextric - SCX
Medium: Intermediate Grip • Carrera - Wood - Ninco
Soft: Softer with high grip for smooth surfaces • Scalextric Sport - Carrera (glued to hubs only)

1/24 rubber tyres compatibility cross chart

Hub Family code	D1 Diameter	Width	Standard	RT	Medium	Soft	RT Stripped	Soft Stripped
4019	22,2 mm	9,0 mm	SC-4716					
4029	20,5 mm	10,2 mm		SC-4732		SC-4731	SC-4730	SC-4729
4036	22,2 mm	11,5 mm		SC-4732		SC-4731	SC-4730	SC-4729
4037	22,2 mm	9,0 mm	SC-4716					
4042	23,2 mm	10,0 mm	SC-4716 / SC-4732		SC-4731	SC-4730	SC-4729	
4043	23,2 mm	13,0 mm	SC-4717	SC-4737			SC-4725	
4050	22,0 mm	13,0 mm	SC-4717	SC-4737			SC-4725	
4055	22,0 mm	10,0 mm	SC-4716 / SC-4732		SC-4731	SC-4730	SC-4729	
4056	21,0 mm	13,0 mm			SC-4737			SC-4725
4057	21,0 mm	10,0 mm		SC-4732				

Sponge tyres for 1/24



Width	Diameters in mm		Procomp	Procomp 2	Procomp 3	Procomp 4	Hardcomp
	D	D2					
9'0	26'5	21'0		SC-4854			
12'0	28'0	20'0					SC-4840
14'0	26'5	21'0		SC-4853			
20'0	30'0	16'0					SC-4822 • NEW •
20'0	30'5	20'0					SC-4820 • NEW •
20'0	30'0	16'0	SC-4804	SC-4852	SC-4832		
20'0	30'0	20'0	SC-4802	SC-4850	SC-4830		

Wheel inserts



SC-7606
Speedline 5 spokes
Wheel insert Ø 20 mm



SC-7610
BBS GT Wheel insert
Ø 20 mm. with brake disk



SC-7618
15 Spokes modern GT LMS Hubs
Ø 20 mm with brake disks



SC-7607
OZ Wheel insert Ø 16/17 mm



SC-7608
Speedline 15 spokes.
Wheel insert Ø 20 mm



SC-7615
BBS GT 15 Spokes Wheel insert
Ø 20 mm. with brake disc



SC-7619
5 spokes Classic wheel insert
Ø 17-19 mm




SC-7621 • NEW •
BMW M Sport
Wheel insert Ø 20 mm with brake disc



SC-7622 • NEW •
7 spoke SRT Sport
Wheel insert Ø 20 mm with brake disc


Self sticking ballast



Provided with convenient easy-peel high strength adhesive layer

Reference	Description
SC-1510	Special self sticking ballast 100 x 50 x 1'5 mm
SC-1511	Special self sticking ballast 100 x 50 x 1 mm
SC-1512	Special self sticking ballast 100 x 50 x 0'5 mm
SC-1513	Special self sticking ballast 100 x 50 x 2 mm

Carbon fiber sheet



Reference	Description
SC-3500	Carbon fiber sheet 140 x 62 x 1mm
SC-3501	Carbon fiber sheet 140 x 100 x 1mm

Acrylic car shelves



SC-5056
1/32 acrylic car shelf for 2 cars
SC-5057
1/24 acrylic car shelf for 2 cars



SC-5058
Extension base for 4 cars for 1/32
SC-5061
Extension base for 4 cars for 1/24



SC-5059
Extension base for 6 cars for 1/32
SC-5062
Extension base for 6 cars for 1/24



SC-5060
Extension base for 8 cars for 1/32
SC-5063
Extension base for 8 cars for 1/24

Specially designed for professional races

1. Convenient transportation platforms for race organization and as storage solution.
2. Keeps your car tyres away from dirt and avoids direct hand manipulation.
3. Expandable from two to eight lanes.
4. Available in two sizes: for 1/32 and 1/24 scale cars.



Spyker C8

**Spyker C8
Laviolette GT2R**



Spyker C8 Spyder GT2R

SC-6050 • NEW •

C8 Laviolette GT2R 24h LM 2008 #85

Spyker Squadron BV

SC-6051 • NEW •

C8 Laviolette GT2R 24h LM 2008 #94

Spyker Squadron BV



• **NEW** • **SC-6042**

C8 Spyder GT2R 24h LM 2006 #86

Spyker Squadron BV

• **NEW** • **SC-6053**

C8 Spyder GT2R 24h LM 2006 #85

Spyker Squadron BV



SC-6026

• **NEW** •

C8 Spyder GT2R 24h LM 2007 Team

Spyker Squadron BV

*600 units limited edition
Special Box set with two cars*

**C8 Spyder GT2R 24h LM 2007 #85
C8 Spyder GT2R 24h LM 2007 #86**



	B-CAN	LONG-CAN	SHORT-CAN	SLIM-CAN	FLAP-CAN
In-line	YES	YES *	YES	YES	YES
Side Winder	YES	NO	YES	NO	NO
Angle Winder	YES	YES *	YES	NO	YES

* To use only with lightweight vacuum cockpit

	Reference	Motor	Motor Size	Ratio	Magnet	Chassis	Lights	Front (mm)		Rear (mm)	
								ø Tire	Hub	ø Tire	Hub
C8 Spyder GT2R 24h LM 2007 #85 & #86	SC-6026										
C8 Spyder GT2R 24h LM 2006 #86	SC-6042										
C8 Laviolette GT2R 24h LM 2008 #85	SC-6050	SC-08b	SideWinder Short Can	12/32	YES	RT3 M WB Rev2	NO	18 x 9 Standard	17'5 x 9 Plastic	19 x 10'5 Standard	17'5 x 10 Aluminum
C8 Laviolette GT2R 24h LM 2008 #94	SC-6051										
C8 Spyder GT2R 24h LM 2006 #85	SC-6053										

HSV-010 Super GT

• NEW • SC-6033
JGTC 2010 #10
Weider



SC-6031
JGTC 2010 #100
Raybrig



SC-6058b
White racing kit



SC-6012
JGTC 2010 Presentation
Raybrig

SC-6015
JGTC 2010 #8
Autobacs



SC-6030
JGTC 2010 #8
Epson

	S-CAN	LONG-CAN	SHORT-CAN	BLM-CAN	FLAT-CAN
In-line	YES	YES *	YES	YES	YES
Side Winder	YES	NO	YES	NO	NO
Anglo Winder	YES	YES *	YES	NO	YES

* To use only with lightweight vacuum cockpit

	Reference	Motor	Motor Size	Ratio	Magnet	Chassis	Lights	Front (mm)		Rear (mm)	
								ø Tire	Hub	ø Tire	Hub
Presentation	SC-6012					RT3 LWB					
JGTC 2010 #8	SC-6015					RT3 LWB					
JGTC 2010 #32	SC-6030					RT3 LWB Rev2					
JGTC 2010 #100	SC-6031	SC-08b	Sidewinder Short Can	12/32	YES	RT3 LWB	NO	18 x 9 Standard	17'5 x 9 Plastic	19 x 10'5 Standard	17'5 x 10 Aluminum
JGTC 2010 #18	SC-6033										
White racing kit	SC-6058					RT3 LWB					

BMW Z4 GT3

• NEW • SC-6070

24h Nürburgring 2013 #20

Schubert Motorsport



SC-6032 • NEW •

24h Nürburgring 2013 #19

Schubert Motorsport

• NEW • SC-6069

VLN Nürburgring 2012 #20

Schubert Motorsport



Pagani Zonda

SC-6045
24h LM Test 2004 #60
 Force One Racing



SC-6046b
White Body Racing Kit

	B-CAN	LONG-CAN	SHORT-CAN	SLIM-CAN	FLAP-CAN
In-line	YES	YES	YES	YES	YES
Side Winder	YES	NO	YES	NO	NO
Angle Winder	YES	YES	YES	NO	YES

	Reference	Motor	Motor Size	Ratio	Magnet	Chassis	Lights	Front (mm)		Rear (mm)	
								ø Tire	Hub	ø Tire	Hub
24h LM Test 2004 #60	SC-6045	SC-26	In-Line	27/9	YES	RT2	NO	18 x 9 Standard	17'5 x 9 Plastic	19 x 10'5 Standard	17'5 x 10 Aluminum
White Body Racing Kit	SC-6046b	SC-11b	Long Can	28/12							

Mercedes Benz SLS AMG GT3

• NEW • SC-6019
Laureus Special Edition
Updated with RT3 Chassis



500 units limited edition



SC-6021
VLN Nürburgring 2011 #15
Mamerow Racing



• NEW • SC-6022
IberGT 2011 Jarama #25
Vodafone BP Ultimate Team

Updated with RT3 Chassis

	S-CAN	LONG-CAN	SHORT-CAN	BLM-CAN	FLAT-CAN
In-line	YES	YES *	YES	YES	YES
Side Winder	YES	NO	YES	NO	NO
Angle Winder	YES	YES *	YES	NO	YES

* To use only with lightweight vacuum cockpit

	Reference	Motor	Motor Size	Ratio	Magnet	Chassis	Lights	Front (mm)		Rear (mm)	
								ø Tire	Hub	ø Tire	Hub
Laureus Special Edition	SC-6019		In-Line			RT3 MWB Rev2					
VLN Nürburgring 2011 #15	SC-6021					RT2	NO	18 x 9 Standard	17'5 x 9 Plastic	19 x 10'5 Standard	17'5 x 10 Aluminum
IberGT Jarama 2011 #25	SC-6022	SC-26	In-Line	27/9	YES	RT3 MWB Rev2					
VLN Nürburgring 2011 #3	SC-6023		Long Can			RT2					

Radical SR-9

SC-6011
24h LM 2010 #28
 Race Performance AG



SC-6006
24h LM 2006 #22
 Race Performance AG



	B-CAN	LONG-CAN	SHORT-CAN	SLIM-CAN	FLAT-CAN
In-line	YES	YES	YES	YES	YES
Side Winder	NO	NO	NO	NO	NO
Angle Winder	NO	NO	NO	NO	YES

	Reference	Motor	Motor Size	Ratio	Magnet	Chassis	Lights	Front (mm)		Rear (mm)	
								ø Tire	Hub	ø Tire	Hub
24h LM 2006 #22	SC-6006	SC-25	In-Line	27/9	YES	RT	NO	19 x 10'5	17'2 x 9	19 x 10'5	17'2 x 10
24h LM 2010 #28	SC-6011	SC-26	Long Can			RT2		Standard	Plastic	Standard	Aluminum

Porsche 935 Gr. 5

• NEW • SC-6029
DRM Zolder 1977 #52
Team Max Moritz



• NEW • SC-6047
24h Daytona 1979 winner
Interscope Racing



	S-CAN	LONG-CAN	SHORT-CAN	SLIM-CAN	FLAT-CAN
In-line	YES	YES *	YES	YES	YES
Side Winder	YES	NO	YES	NO	NO

* To use only with lightweight vacuum cockpit

	Reference	Motor	Motor Size	Ratio	Magnet	Chassis	Lights	Front (mm)		Rear (mm)	
								ø Tire	Hub	ø Tire	Hub
DRM Zolder 1977 #52	SC-6029	SC-08b	Sidewinder Short Can	12/32	YES	RT3 SWB	NO	18 x 9	15'8 x 9	22 x 11	17'5 x 10
24h Daytona 1979 winner	SC-6047							Standard	Plastic	Standard	Aluminum

RT-3 Chassis by


Scaleauto
Model Car Competition

The **Rev2** version of the RT-3 Chassis by Scaleauto introduces a number of performance and reliability improvements:


- ✓ New thickness provides greater rigidity and stability by lowering the cg (center of gravity)
- ✓ Reinforced nerves to improve overall stiffness
- ✓ Motor mount walls increased rigidity
- ✓ New T-front fixing with double and reversed screws
- ✓ Guide improved with stronger nerves

Regulation points

- | | |
|----|--|
| 1 | Independent motor mount allows for SW-AW-IL motor setup compatible with third party brands |
| 2 | Motor mount with 2 front fixing arms style geometry design |
| 3 | Adjustable side motor mount suspension post |
| 4 | Guide holder adjusts the guide distance independently from front and rear axle |
| 5 | Guide holder available in two different lengths. |
| 6 | Integrated wire fixing clips |
| 7 | Easily adjustable rear magnet assembly |
| 8 | Body floating concept allows adjustment of body ground clearance and balance regulation |
| 9 | Front axle height adjustment |
| 10 | Adjustable wheelbase |
| 11 | Symmetrical and asymmetrical front axle holders |

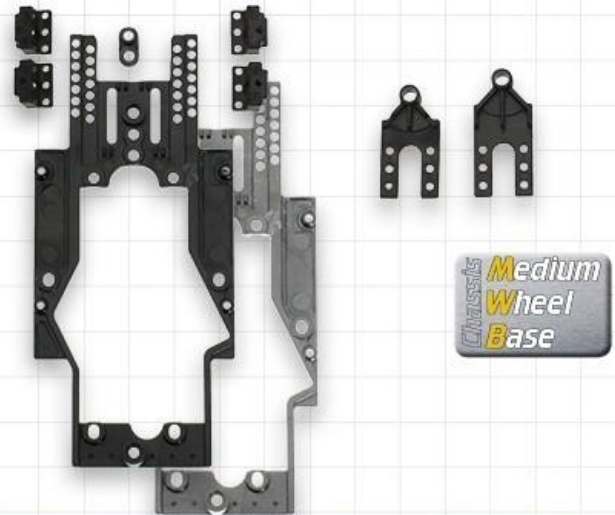
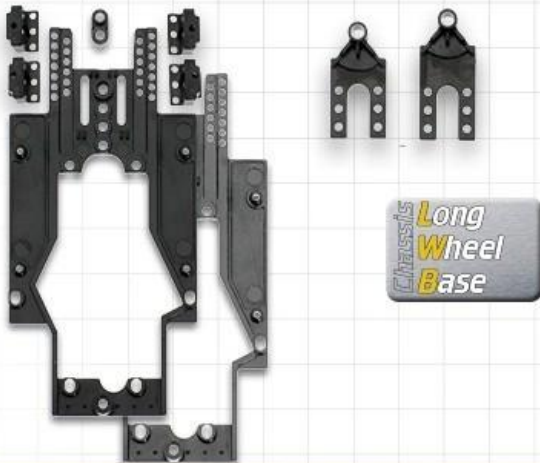


Reference	Description
SC-6623	Chassis RT3 MWB assembled + LWB main base as optional assembly Rev2



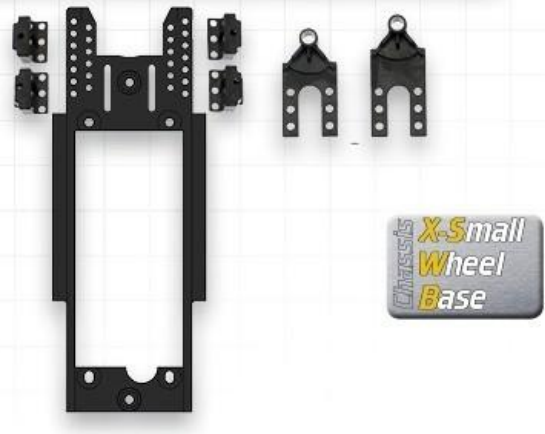
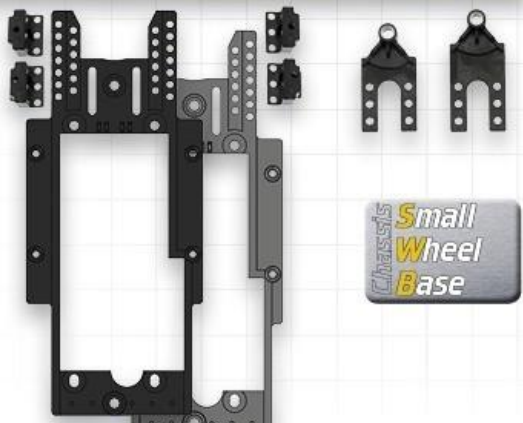
Reference	Description	Width	Wheelbase
SC-6616	Long Wheel Base Chassis (hard)	57'0	81-86 mm
SC-6616b	Long Wheel Base Chassis (soft)		
SC-6629	Long Wheel Base Chassis (hard) Rev2		
SC-6629b	Long Wheel Base Chassis (soft) Rev2		

Reference	Description	Width	Wheelbase
SC-6615	Medium Wheel Base Chassis (hard) Rev2	50'6 mm	77-84 mm
SC-6615b	Medium Wheel Base Chassis (soft) Rev2		



Reference	Description	Width	Wheelbase
SC-6622	Small wheel base (hard)	44 mm	67-79 mm
SC-6622b	Small wheel base (soft)		

Reference	Description	Width	Wheelbase
SC-6628	X-Small wheel base chassis (hard)	40 mm	67-73 mm




Reference	Description
SC-6522	RT3 Motor mount offset 0'5mm Sidewinder Rev2



Reference	Description
SC-6526	RT3 motor mount offset 0'0 mm Sidewinder Rev2



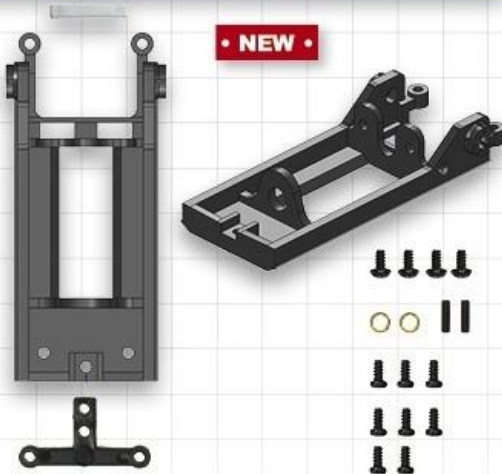
Reference	Description
SC-6524	RT3 motor mount AW offset 0'5 mm Rev2




Reference	Description
SC-6523	RT3 Motor mount In-Line offset 0'0 mm Rev2



Reference	Description
SC-6527	RT3 motor mount In-Line Slim Rev2



Reference	Description
SC-6525a	RT3 motor mount ARMS (carbon fiber) for AW-IL-SW



Chassis RT2

Chassis Toyota GT One

SC-6605 Hard



Chassis Radical SR-9 Evo2

SC-6612a2 Hard


SC-6612b2 Medium

SC-6612c2 Soft

■

■

■



Chassis Mercedes Benz SLS AMG GT3

SC-6613a Hard


SC-6613b Medium

SC-6613c Soft

■

■

■



Chassis Pagani Zonda

SC-6621a Hard

SC-6621b Medium

SC-6621c Soft

■

■

■



RT2 Motor Mounts



SC-6520
RT2 In-Line motor mount offset 0,5 mm



SC-6521
RT2 AngleWinder Soft motor offset 0,5 mm (white) ■



SC-6521b
RT2 AngleWinder Hard motor offset 0,5 mm (black) ■

Suzuka Aluminum Anodized • NEW •

● Black Anodized

Diameters in mm		Width	Reference
D	D2		
14'8	12'6	8'5 mm	SC-4030g
15'5	13'3		SC-4053g
15'8	13'6		SC-4031g
16'2	14'0		SC-4049g
17'2	15'0		SC-4034g
17'5	15'3		SC-4052g

Sebring Aluminum Anodized • NEW •

● Dark Grey Anodized

Diameters in mm		Width	Reference
D	D2		
14'8	12'7	8'5 mm	SC-4030h
15'5	13'3		SC-4053h
15'8	13'6		SC-4031h
16'2	14'0		SC-4049h
17'2	15'0		SC-4034h
17'5	15'3		SC-4052h

Lightweight Universal

Diameters in mm		Width	Reference
D	D2		
14'8	12'7	8'5 mm	SC-4030f
15'8	13'6	8'5 mm	SC-4031f
15'8	13'6	10'0 mm	SC-4032f
17'2	15'0	10'0 mm	SC-4033f
17'2	15'0	8'5 mm	SC-4034f
14'8	12'7	10'0 mm	SC-4035f
16'5	14'3	8'5 mm	SC-4046f
16'9	14'7	8'5 mm	SC-4048f
16'2	14'0	8'5 mm	SC-4049f
16'2	14'0	10'0 mm	SC-4051f
17'5	15'3	8'5 mm	SC-4052f
15'5	13'3	8'5 mm	SC-4053f
16'5	14'3	10'0 mm	SC-4054f
17'5	15'3	10'0 mm	SC-4062f

Jarama Aluminum Gold Anodized

Diameters in mm		Width	Reference
D	D2		
15'5	13'3	8'5 mm	SC-4053e
15'8	13'6		SC-4031e
16'2	14'0		SC-4049e
16'5	14'3		SC-4046e
16'9	14'7		SC-4048e
17'2	15'0		SC-4034e
17'5	15'3	SC-4052e	

Monza Magnesium

Diameters in mm		Width	Reference
D	D2		
16'5	14'3	8'0 mm	SC-4046b
14'8	12'7	10'0 mm	SC-4035b

Solid Design

Diameters in mm		Width	Reference
D	D2		
15'0	12'8	8'0 mm	SC-4063a
15'0	12'8	10 mm	SC-4065a
15'8	13'7	5,6 mm	SC-4067a
15'8	13'7	6,6 mm	SC-4068a
15'8	13'4	8'5mm	SC-4031a
15'8	13'4	10mm	SC-4032a
16'9	14'7	8'5mm	SC-4048a
17'5	15'3	8'5mm	SC-4052a
17'5	15'3	11 mm	SC-4064a

Monza-2 Aluminum

Diameters in mm		Width	Ref	Color
D	D2			
16'9	14'7	8'0 mm	SC-4048d3	●
14'8	12'7		SC-4030d	○
15'5	13'3		SC-4053d	○
16'2	14'0	8'5 mm	SC-4049d	○
17'2	15'0		SC-4034d	○
17'5	15'3		SC-4052d	○

**R+D Team »» Tip**

Use the new Reamer Tool (SC-5070) to obtain a perfect fit to Scaleauto 3/32" axle

Imola Aluminum

Diameters in mm		Width	Ref	Color
D	D2			
16'9	14'7	8'0 mm	SC-4048c2	●
16'9	14'7	8'0 mm	SC-4048c3	●



1/32 hub family cross chart reference



Hub Family code	D1 Diameter	Width	Solid (a)	Magnesium (b)	Imola (c)	Monza2 (d)	Jarama (e)	Lightweight (f)	Suzuka (g)	Sebring (h)
4030	14,8 mm	8,5 mm		✓		✓		✓	✓	✓
4031	15,8 mm	8,5 mm	✓			✓	✓	✓	✓	✓
4032	15,8 mm	10,0 mm	✓					✓		
4033	17,2 mm	10,0 mm						✓		
4034	17,2 mm	8,5 mm				✓	✓	✓	✓	✓
4035	14,8 mm	10,0 mm		✓				✓		
4046	16,5 mm	8,5 mm		✓			✓	✓		
4048	16,9 mm	8,5 mm	✓		✓		✓	✓		
4049	16,2 mm	8,5 mm				✓	✓	✓	✓	✓
4051	16,2 mm	10,0 mm						✓		
4052	17,5 mm	8,5 mm				✓	✓	✓	✓	✓
4053	15,5 mm	8,5 mm				✓	✓	✓	✓	✓
4054	16,5 mm	10,0 mm						✓		
4062	17,5 mm	10,0 mm	✓					✓		
4063	15,0 mm	8,0 mm	✓							
4064	17,5 mm	11,0 mm	✓							
4065	15,0 mm	10,0 mm	✓							
4067	15,8 mm	5,6 mm	✓							
4068	15,8 mm	6,6 mm	✓							

Aluminum / Carbon Motor Mounts




In-Line

SC-3000b

PRO RT In-Line Aluminum

Motor mount for:
Scaleauto • MSC • Slot.It
Racer • Sideways • Arrow Slot



- ✓ Perfect CNC Aluminum machined
- ✓ Ultra light design for minimum weight and maximum speed
- ✓ Interchangeable motor mount with or without offset set inline gears
- ✓ Optional High Speed Ball Bearing (SC-1321)



SC-3050

Offset Motor mount -0'5mm.
(Only for discontinued reference SC-3000)



SideWinder

SC-3004b

PRO-RT Sidewinder
Aluminum motor mount for NSR classic.

- ✓ Perfect CNC Aluminum motor mounts
- ✓ Ultra light design for minimum weight and maximum speed
- ✓ Sidewinder motor mount compatible with plastic chassis from NSR
- ✓ For S-CAN motors
- ✓ Optional High Speed Ball Bearing (SC-1321)

• UPDATED DESIGN •



SC-3051

Magnet mount for 2 x SC-1502 neodimium magnets.
Adjustable height with double screw fixing.
(Only for discontinued reference SC-3000)



R+D Team >>> Leading Standards

NEW INTERNATIONAL COLOR CODE

New standard for gear tooth identification

Scaleauto's gear range is ruled under the new Color Code that states a unique color to each gear depending on the amount of teeth.

Standardization makes tuning experience smoother for the serious Professional Slot Racer.

Color	Gear teeth	Color	Gear teeth
	20 / 30 / 40		25 / 35 / 45
	21 / 31 / 41		26 / 36 / 46
	22 / 32 / 42		27 / 37 / 47
	23 / 33 / 43		28 / 38 / 48
	24 / 34 / 44		29 / 39 / 49




Anglewinder Procomp RS

NEW



For 25° motor mounts			
Black Aluminum insert		Green Aluminum insert	
Screw: M2 • ø 15/8 mm		Screw: M2 • ø 17/0 mm	
Teeth	Reference	Teeth	Reference
25	SC-1165	31	SC-1171
26	SC-1166	31*	SC-1171b
27	SC-1167	32	SC-1172
28	SC-1168	32*	SC-1172b
29	SC-1169		
30	SC-1170		

* Reverse fitted



Standard


* Reverse fitted

For 15° motor mounts.					
Gold Aluminum insert		Gold Aluminum insert		Gold Aluminum insert	
Screw: M2 • ø 16/5 mm		Screw: M2 • ø 16/75 mm		Screw: M2 • ø 17/0 mm	
Teeth	Reference	Teeth	Reference	Teeth	Reference
25	SC-1175	29	SC-1179	33	SC-1183
26	SC-1176	30	SC-1180	34	SC-1184
27	SC-1177	31	SC-1181	35	SC-1185
28	SC-1178	32	SC-1182	36	SC-1186



SideWinder Procomp RS

NEW



Blue Aluminum insert		Red Aluminum insert	
Screw: M2 • ø 17/5 mm		Screw: M2 • ø 18/5 mm	
Teeth	Reference	Teeth	Reference
31	SC-1151	33	SC-1143
32	SC-1152	34	SC-1144
33	SC-1153	35	SC-1145
34	SC-1154	36	SC-1146
35	SC-1155	37	SC-1147
36	SC-1156		



R+D Team >>> Tip

Use the new Reamer Tool (SC-5070) to obtain a perfect fit to Scaleauto 3/32" axle



In-line Procomp RS



Black Aluminum insert				
Teeth		Ø	Screw	Reference
23		12'8	M2	SC-1109
24		13'1	M2	SC-1110
25		13'5	M2	SC-1111
26		14'1	M2	SC-1112
27		14'8	M2	SC-1113
28		15'4	M2	SC-1114
30		16'2	M2	SC-1115

Axle accessories



SC-1124
3/32" Axle stopper light and anodized. M2 Screw



SC-1123
Screw M2 + Aluminum STOPPER



R+D Team » Tip

Use the new Reamer Tool (SC-5070) to obtain a perfect fit to Scaleauto 3/32" axle



MAGNETS



SC-5515 / SC-1517
SC-1518 / SC-1519



SC-5516

Reference	Measures
• NEW • SC-1515	16,4 x 4 x 2,8 mm (RT3 In-Line)
• NEW • SC-1516	8 x 4 mm (cylindric) (RT3)
• NEW • SC-1517	16,4 x 3,5 x 2,8 mm (RT3 SideWinder - AngleWinder)
• NEW • SC-1518	16,4 x 2,9 x 3 mm (RT3 Slim In-line)
SC-1519	Neodimium magnet RT2 Anglewinder squared 14,5 x 3,9 x 1,8mm

Shock Absorber


SC-5128a • NEW •
Motor mount long shock absorber kit



SC-5128b • NEW •
Motor mount short shock absorber kit



SC-5129b • NEW •
Body floating adjustment kit



Usable in RT2 and RT3 motor mounts as well as 3rd party motor mounts

Body Kits and Body Spares



Car model	Body kit	Body spare pieces	Rear wing (Rubber + Carbon fiber)	Complete light cockpit and clear pieces
Toyota GT-One (white)	SC-3600			SC-6602
Toyota GT-One painted body (red)	SC-3600b			SC-6602
Radical SR-9	SC-3601	SC-3601b	SC-3601c	SC-6611
Mercedes Benz SLS GT3 (white)	SC-3602	SC-3602b	SC-3602c	SC-6614
HSV-010	SC-3603	SC-3603b	SC-3603c	SC-6617
BMW Z4 GT3	SC-3604	SC-3604b	SC-3604c	SC-6618
Spyker C8 GT2-R	SC-3605	SC-3605b	SC-3605c	SC-6619
Pagani Zonda	SC-3606	SC-3606b	SC-3606c	SC-6620
M1 Gr. 5	SC-3608	SC-3608b		SC-6624
DeTomaso Pantera	SC-3609	SC-3609b		SC-6625
SRT VIPER GTS-R	SC-3610	SC-3610b	SC-3610c	SC-6626
Porsche 935	SC-3611	SC-3611b		SC-6627
Porsche 991	SC-3612	SC-3612b	SC-3612c	SC-6630



Reference	Rubber mirror + Antenna
SC-3607	Rubber mirrors + antenna

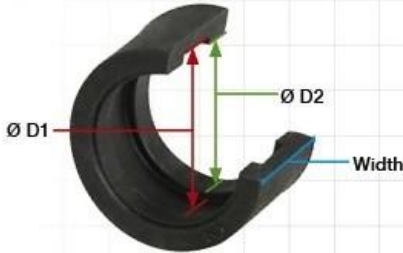
Axles



Ø (D)	Length (L)	STEEL	STEEL Recessed	HOLLOW	CARBON	TITANIUM
2'38 mm	45 mm		SC-1214 *			
	49 mm		SC-1215 *			
	50 mm	SC-1210 *		SC-1201		SC-1230
	53 mm		SC-1216 *			
	55 mm	SC-1211 *		SC-1202	SC-1221	
	60 mm	SC-1212 *				
3 mm	65 mm	SC-1213 *				
	60 mm	SC-1240 *			SC-1262	
	65 mm	SC-1241 *			SC-1263	
	70 mm	SC-1242 *				
3 mm	75 mm	SC-1243 *				
	65 mm	SC-1241b *				
	70 mm	SC-1242b *				

Specially for ceramic Ball Bearing superfine adjustment (SC-1335)

Rubber tyres for 1/32



Rubber tyres for profile hubs. Supplied in bags of 4 units.

Ø D1	Width	Ø D2	Type Hardness					
			Standard	Zero Grip	RT	Medium	Soft	
15'8 mm	8'0 mm	13'0 mm		SC-4743	SC-4742			
16'0 mm	8'5 mm	14'0 mm		SC-4724	SC-4738			
17'5 mm	10'0 mm	16'0 mm		SC-4723				
18'0 mm	9'0 mm	14'5 mm	SC-4746 <small>NEW</small>		SC-4734	SC-4739		
18'5 mm	10'0 mm	15'0 mm	SC-4718					
19'0 mm	10'0 mm	14'0 mm			SC-4720		SC-4726	
19'0 mm	10'5 mm	15'0 mm			SC-4733			
19'5 mm	8'8 mm	15'0 mm	SC-4719					
19'5 mm	10'0 mm	15'0 mm	SC-4747 <small>NEW</small>		SC-4735	SC-4740		
20'0 mm	9'5 mm	15'0 mm				SC-4741		
20'0 mm	10'0 mm	15'8 mm	SC-4744 <small>NEW</small>					
20'0 mm	10'0 mm	16'9 mm			SC-4722		SC-4728	
20'0 mm	12'0 mm	14'0 mm			SC-4721		SC-4727	
21'0 mm	7'5 mm	15'0 mm	SC-4748 <small>NEW</small>					
22'0 mm	11'0 mm	18'0 mm	SC-4745 <small>NEW</small>					

Size and brand name is engraved on the side of all tyres for a quick simple identification.

Surface type:
 Slick: For race track purposes
 Stripped: For modern road cars replicas
 Classic: For classic road cars replicas




























Hardness compounds:
 Standard: Used in the original cars starting from 2014 year • Ninco - Scalextric - SCX
 Zero Grip: Minimum friction surface front wheels only
 RT: Harder with higher grip • Ninco - Scalextric - SCX
 Medium: Intermediate Grip • Carrera - Wood - Ninco
 Soft: Softer with high grip for smooth surfaces • Scalextric Sport - Carrera (with glued to hubs only)

1/32 rubber tyres compatibility cross chart










Hub Family code	D1 Diamater	Width	Standard	Zero grip	RT	Medium	Soft
4030	14,8 mm	8,5 mm	SC-4746 / SC-4719	SC-4743 / SC-4724	SC-4742 / SC-4738 SC-4734 / SC-4720	SC-4739	SC-4726
4031	15,8 mm	8,5 mm	SC-4746 / SC-4719	SC-4743 / SC-4724	SC-4742 / SC-4738 SC-4734 / SC-4720 SC-4733 / SC-4735	SC-4739 / SC-4740 SC-4741	SC-4726
4032	15,8 mm	10,0 mm	SC-4718 / SC-4747 SC-4744	SC-4723	SC-4735 / SC-4721	SC-4740	SC-4727
4033	17,2 mm	10,0 mm	SC-4718 / SC-4747 SC-4744 / SC-4745		SC-4735 / SC-4722	SC-4740	SC-4728
4034	17,2 mm	8,5 mm	SC-4719		SC-4734 / SC-4733 SC-4735	SC-4739 / SC-4740 SC-4741	
4035	14,8 mm	10,0 mm	SC-4718 / SC-4747	SC-4723	SC-4721		SC-4727
4046	16,5 mm	8,5 mm	SC-4746 / SC-4719		SC-4734 / SC-4720 SC-4733 / SC-4735	SC-4739 / SC-4740 SC-4741	SC-4726
4048	16,9 mm	8,5 mm	SC-4746 / SC-4719		SC-4734 / SC-4720 SC-4733 / SC-4735	SC-4739 / SC-4740 SC-4741	SC-4726
4049	16,2 mm	8,5 mm	SC-4746 / SC-4719		SC-4734 / SC-4720 SC-4733 / SC-4735	SC-4739 / SC-4740 SC-4741	SC-4726
4051	16,2 mm	10,0 mm	SC-4718 / SC-4747 SC-4744	SC-4723	SC-4735 / SC-4721	SC-4740	SC-4727
4052	17,5 mm	8,5 mm	SC-4719		SC-4734 / SC-4735	SC-4739 / SC-4740 SC-4741	
4053	15,5 mm	8,5 mm	SC-4746 / SC-4719	SC-4743 / SC-4724	SC-4742 / SC-4738 SC-4734 / SC-4720 SC-4733 / SC-4735	SC-4739 / SC-4740 SC-4741	SC-4726
4054	16,5 mm	10,0 mm	SC-4718 / SC-4747 SC-4744	SC-4723	SC-4735 / SC-4721	SC-4740	SC-4727
4062	17,5 mm	10,0 mm	SC-4718 / SC-4747 SC-4744 / SC-4745		SC-4735 / SC-4722	SC-4740	SC-4728
4063	15,0 mm	8,0 mm	SC-4746 / SC-4719	SC-4743 / C-4724	SC-4742 / SC-4738 SC-4734 / SC-4720 SC-4733	SC-4739 / SC-4741	SC-4726
4064	17,5 mm	11,0 mm	SC-4745				
4065	15,0 mm	10,0 mm	SC-4718 / SC-4744 SC-4747	SC-4723	SC-4735 / SC-4721	SC-4740	SC-4727
4067	15,8 mm	5,6 mm	SC-4748				
4068	15,8 mm	6,6 mm	SC-4748				

Pinions M50 for 2mm motor shaft

2 units each pack

Aluminum NEW	Steel	Brass NEW
 <p>SC-1027 Diameter: 4'5 Teeth: 7</p>	 <p>SC-1127 Diameter: 4'5 Teeth: 7</p>	 <p>SC-1190 Diameter: 4'5 Teeth: 7</p>
 <p>SC-1028 Diameter: 5'40 Teeth: 8</p>	 <p>SC-1128 Diameter: 5'40 Teeth: 8</p>	 <p>SC-1191 Diameter: 5'40 Teeth: 8</p>
 <p>SC-1029 Diameter: 5'80 Teeth: 9</p>	 <p>SC-1129 Diameter: 5'80 Teeth: 9</p>	 <p>SC-1192 Diameter: 5'80 Teeth: 9</p>
 <p>SC-1030 Diameter: 6'35 Teeth: 10</p>	 <p>SC-1130 Diameter: 6'35 Teeth: 10</p>	 <p>SC-1193 Diameter: 6'35 Teeth: 10</p>
 <p>SC-1031 Diameter: 6'75 Teeth: 11</p>	 <p>SC-1131 Diameter: 6'75 Teeth: 11</p>	 <p>SC-1194 Diameter: 6'75 Teeth: 11</p>
 <p>SC-1032 Diameter: 7'25 Teeth: 12</p>	 <p>SC-1132 Diameter: 7'25 Teeth: 12</p>	 <p>SC-1195 Diameter: 7'25 Teeth: 12</p>
 <p>SC-1033 Diameter: 7'75 Teeth: 13</p>	 <p>SC-1133 Diameter: 7'75 Teeth: 13</p>	 <p>SC-1196 Diameter: 7'75 Teeth: 13</p>
 <p>SC-1034 Diameter: 8'25 Teeth: 14</p>	 <p>SC-1134 Diameter: 8'25 Teeth: 14</p>	 <p>SC-1197 Diameter: 8'25 Teeth: 14</p>
 <p>SC-1035 Diameter: 8'70 Teeth: 15</p>	 <p>SC-1135 Diameter: 8'70 Teeth: 15</p>	 <p>SC-1198 Diameter: 8'70 Teeth: 15</p>

Plastic nylon press-on pinions

 <p>SC-1005b Nylon M50 set Teeth (8' 9' 10' 11' 12' 13' 14' 15')</p>	 <p>SC-1008 Nylon M50 8 teeth (4 units)</p>	 <p>SC-1012 Nylon M50 12 teeth (4 units)</p>
 <p>SC-1009 Nylon M50 9 teeth (4 units)</p>	 <p>SC-1013 Nylon M50 13 teeth (4 units)</p>	 <p>SC-1014 Nylon M50 14 teeth (4 units)</p>
 <p>SC-1010 Nylon M50 10 teeth (4 units)</p>	 <p>SC-1015 Nylon M50 15 teeth (4 units)</p>	 <p>SC-1011 Nylon M50 11 teeth (4 units)</p>

Guides & accessories

Adjustable Universal Guide



SC-1603 Universal guide 8'3mm blade with adjustable spacers and Ø 3,75mm stick

SC-1604 Universal guide 7mm blade with adjustable spacers and Ø 3,75mm stick

7mm blades are valid for:

Commercial home set plastic tracks



SC-1607 Universal guide 8'3 mm blade with adjustable spacers and Ø 3,4mm stick

SC-1608 Universal guide 7mm blade with adjustable spacers and Ø 3,4mm stick

8'3 mm blades are useable for:

Carrera Evolution/Exclusive Wooden tracks

Home Set Guides



SC-1605 Clip-in race blade profile guide 7 mm

SC-1606 Clip-in race blade profile guide 7 mm with active suspension



SC-1620 Clip-in Home Rally guide 7 mm

SC-1621 Clip-in Home Rally guide 7 mm with active suspension

Wires and braids



SC-1610
Red silicone wire
1 m length.
Diameter: 1'3 mm
Oxygen Free (0%)



SC-1611
Black silicone wire
1 m length.
Diameter: 1'3 mm
Oxygen Free (0%)



SC-1625
Clear Red silicone wire
1 m length.
Diameter: 0'9 mm
Oxygen Free (0%)



SC-1627
White silicone wire
1 m length.
Diameter: 2 mm
Oxygen Free (0%)



SC-1633
Blue silicone wire 1 m length.
Diameter: 1'3 mm
Oxygen Free (0%)



SC-1616
Guide terminals for 1/32 slot cars



SC-1612
Universal soft braids

SC-1613
Universal standard braids
















SC-1630 NEW
Superthin tinned braid 3'0 x 0'30 mm.
1m length.



SC-1631 NEW
Superthin tinned braid 3'5 x 0'5 mm.
1m length.

High quality steel screw sets

	<p>SC-5124 Allen head screw M2 x 4mm (10 units)</p>		<p>SC-5125 Allen rounded head screw M2 x 3mm M2 x 4mm M2 x 6mm M2 x 8mm M2 x 10mm (10 units each size)</p>		<p>SC-5126 Allen rounded head screw M2 x 4mm (10 units)</p>
	<p>SC-5100 Selflocking nuts M2 x 4.5 mm (10 units)</p>		<p>SC-5101 M2 inox hardened nuts (10 units)</p>		<p>SC-5109 Allen screw M2 x 2mm (10 units)</p>
	<p>SC-5118 Selflocking nuts M2 x 4 mm (10 units)</p>		<p>SC-5105 Phillips steel screw conic head M2 x 8mm (10 units)</p>		<p>SC-5110 Steel allen screw M2 x 3mm (10 units)</p>
	<p>SC-5104 Phillips steel screw (10 units)</p>	<p>SC-5123 Phillips set screw sorted M2x4'6'8'10'12</p>	<p>SC-5119 Assorted screw set (10 units)</p>		<p>SC-5111 Allen inox screw M2 x 6mm Hubs/Gears (10 units)</p>
	<p>SC-5103 Inox M2 self blocking spacers (10 units)</p>				
	<p>SC-5112 Allen inox screw M3 x 3mm Hubs/Gears (10 units)</p>				



High quality titanium screw sets



















	<p>SC-5117 Titanium allen screw M2 x 6mm (10 units)</p>		<p>SC-5121 Flat M2 Titanium screws (20 units) 4 x M2x2 • M2x4 • M2x6 M2x8 • M2x10</p>
	<p>SC-5120 Countersunk M2 Tita- nium screws (20 units) 4 x M2x4 • M2 x 6 • M2 x 8 M2 x 10 • M2 x 12</p>		<p>SC-5122 Half thread M2 Titanium screws (6 units) 2 x M2x8 • M2 x 10 • M2 x12</p>

High quality brass screw sets

	<p>SC-5127 Half thread M2 Brass screws (6 units) 2 x M2x8 • M2 x 10 • M2 x12</p>
---	---

High quality nylon screw sets

	<p>SC-5106 Flat nylon screw M2 x 10mm (10 units)</p>		<p>SC-5102 M2 nylon nuts (10 units)</p>
---	---	---	--

	Tech 1 • 20.000 r.p.m.	Tech 2 • 25.000 r.p.m.	Tech 3 • 30.000 r.p.m.	Outlaw
Type S-CAN Tested at 12V Size: 25x20x15mm Double shaft Plastic endbell 2 mm axle		 • NEW •		 30.000 r.p.m.
	SC-08b 4'5 gr C	SC-09 4'5 gr C	SC-10b 5'5 gr C	SC-06 5'5 gr C
	0'21 Amp 216 gr x cm	0'26 Amp 170 gr x cm	0'32 Amp 206 gr x cm	0'30 Amp 160 gr x cm
Type LONG-CAN Tested at 12V Size: 32'1x20'2x15'3mm Sealed endbell 2 mm axle				 33.000 r.p.m.
	SC-11b 5 gr C	SC-12b 8 gr C	SC-13 9'5 gr C	SC-04 4'5 gr C
	0'18 Amp 205 gr x cm	0'25 Amp 280 gr x cm	0'32 Amp 330 gr x cm	0'54 Amp 360 gr x cm
Type SHORT-CAN Tested at 12V Size: 25x20x15mm Sealed endbell 2 mm axle			 • NEW •	
	SC-14b 0'5 gr C	SC-15b 0'5 gr C	SC-16b 0'5 gr C	
	0'20 Amp 205 gr x cm	0'18 Amp 225 gr x cm		
Type SLIM-CAN Tested at 12V Size: 26'9x15'5x12mm Sealed endbell 1'5 mm axle				 38.000 r.p.m.
			SC-19 4 gr C	SC-22 4'5 gr C
			0'22 Amp 100 gr x cm	0'28 Amp 120 gr x cm
Type LONG-CAN Tested at 12V Size: 32'1x20'2x15'3mm Sealed endbell 2 mm axle	Sprinter Junior 		Sprinter 2 	
	 • NEW • 14'5 gr C		SC-25b 14'5 gr C	
	18.000 r.p.m. 0'28 Amp 300 gr x cm		21.000 r.p.m. 0'28 Amp 320 gr x cm	
	Endurance 			
	SC-26 4 gr C			
	22.000 r.p.m. 0'20 Amp 320 gr x cm			
Type S-CAN Tested at 12V Size: 25x20x15mm Double shaft Plastic endbell 2 mm axle	HOMESET 			
	Fits Fly, Ninco, MRRC, Scalextric, Proslot SC-24			
	10.000 r.p.m. 0'08 Amp 100 gr x cm			

• All magnetic effect have been measured with MSC MPM units.

High Performance Sponge Wheels

Hardcomp

Zero grip sponge for front wheels only



Procomp

Soft high grip sponge, specially for cold or low grip tracks. Short life



Procomp 2

Medium high grip sponge, with special grip for plastic track



Procomp 3

Hard high grip sponge, special for wooden tracks or high grip. Perfect for endurance races



Procomp 4

Highest quality sponge tyre for smooth race on high grip wooden tracks



New 2014 fluorescent paint

3/32" Axle



Width	D1 Ø	D2 Ø / Hub Ø	Procomp	Procomp 2	Procomp 3	Hardcomp
9	20'5	15'0				SC-2717p
9	19'0	15'0			SC-2019	
9	20'5	15'0			SC-2018	
11	20'5	15'0	SC-2007	SC-2008	SC-2009	

3/32" Axle



Width	D1 Ø	D2 Ø / Hub Ø	Procomp	Procomp 2	Procomp 3	Hardcomp
20'0 mm	20'5 mm	11'0 mm	SC-2231			

2'5 Axle



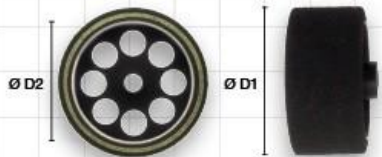
Width	D1 Ø	D2 Ø / Hub Ø	Procomp	Procomp 2	Procomp 3	Hardcomp
11	20'5	11'0	SC-2002			

1/8" Axle



Width	D1 Ø	D2 Ø / Hub Ø	Procomp	Procomp 2	Procomp 3	Hardcomp
20'0 mm	20'5 mm	11'0 mm	SC-2321			

Black edition series 3mm



Width	D1 Ø	D2 Ø / Hub Ø	Procomp	Procomp 2	Procomp 3	Hardcomp
13'0 mm	25'5 mm	21'0 Lightweight		SC-2620pb		

3mm Axle

Sponge tyres supplied in bags of 2 units with screws



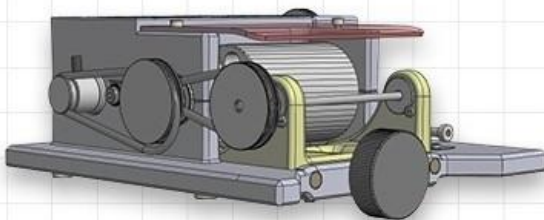
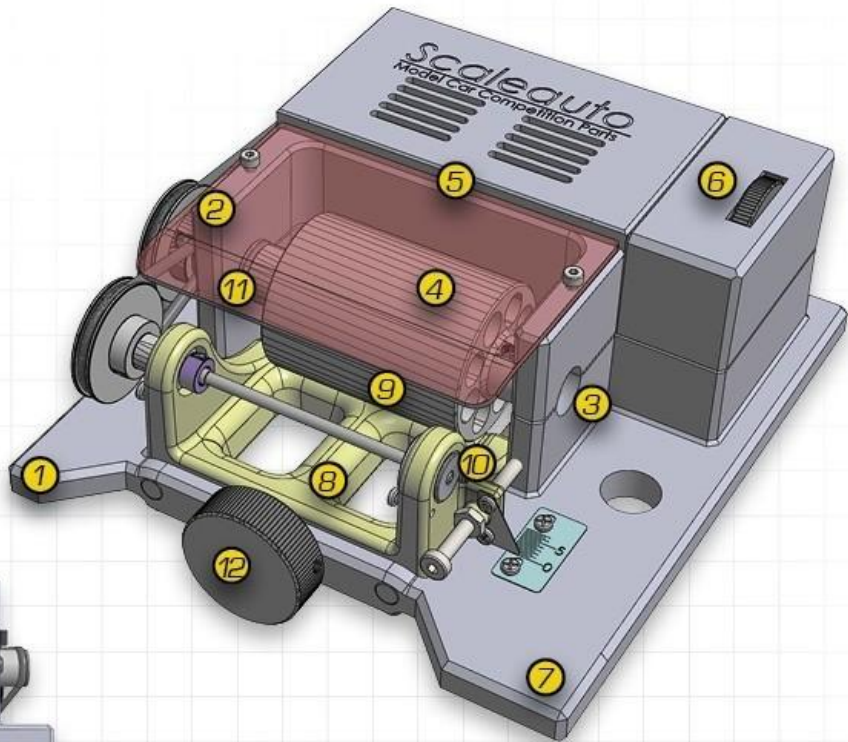
BRM



Width	D1 Ø	D2 Ø/Hub Ø	Procomp	Procomp 2	Procomp 3	Procomp 4	Hardcomp
6'0 mm	25'5 mm	21'0 mm					SC-2723p • NEW
8'0 mm	22'5 mm	17'0 mm					SC-2718p
8'0 mm	23'5 mm	19'0 mm		SC-2632p			
8'0 mm	24'5 mm	19'0 mm					SC-2720p
8'0 mm	24'5 mm	21'0 mm					SC-2719p
8'0 mm	25'2 mm	21'0 mm					SC-2710p
8'0 mm	25'5 mm	17'0 mm					SC-2701p
8'0 mm	23'5 mm	19'0 mm					SC-2722p
8'0 mm	25'5 mm	19'0 mm					SC-2721p
8'0 mm	25'5 mm	21'0 mm		SC-2706p	SC-2708p		SC-2702p
8'0 mm	26'5 mm	21'0 mm					SC-2715p
8'0 mm	27'5 mm	21'0 mm					SC-2709p
11'0 mm	20'5 mm	11'0 mm	SC-2010	SC-2011			
11'0 mm	20'5 mm	15'0 mm	SC-2005	SC-2013	SC-2014		SC-2713p
11'0 mm	22'5 mm	15'0 mm	SC-2015	SC-2016			SC-2714p
11'0 mm	25'5 mm	17'0 mm	SC-2109p	SC-2609p	SC-2409p		
11'0 mm	25'5 mm	21'0 mm	SC-2119p	SC-2619p	SC-2419p		
13'0 mm	23'5 mm	17'0 mm					SC-2712p
13'0 mm	24'5 mm	17'0 mm			SC-2405p		
13'0 mm	24'5 mm	19'0 mm		SC-2634p		SC-2534p	
13'0 mm	25'0 mm	17'0 mm			SC-2406p		
13'0 mm	25'5 mm	17'0 mm	SC-2110p	SC-2610p	SC-2410p		
13'0 mm	25'5 mm	19'0 mm		SC-2636p	SC-2436p		
13'0 mm	25'5 mm	21'0 mm		SC-2620p	SC-2420p	SC-2520p	
13'0 mm	26'5 mm	21'0 mm	SC-2125p		SC-2425p	SC-2525p	
13'0 mm	26'7 mm	17'0 mm			SC-2407p		
13'0 mm	27'5 mm	17'0 mm			SC-2411p		
13'0 mm	27'5 mm	21'0 mm	SC2121p	SC-2621p	SC-2421p	SC-2521p	
16'0 mm	24'5 mm	19'0 mm					SC-2537p
16'0 mm	25'5 mm	17'0 mm	SC-2114p	SC-2614p	SC-2414p		
16'0 mm	25'5 mm	19'0 mm					SC-2538p
16'0 mm	25'5 mm	21'0 mm					SC-2515p
16'0 mm	26'5 mm	21'0 mm					SC-2516p
16'0 mm	27'5 mm	21'0 mm	SC-2124p	SC-2624p	SC-2424p		
18'0 mm	25'5 mm	17'0 mm	SC-2112p	SC-2612p	SC-2412p		
18'0 mm	27'5 mm	17'0 mm			SC-2413p		
18'0 mm	27'5 mm	21'0 mm		SC-2623p			

Width	D1 Ø	D2 Ø / Hub Ø	Procomp	Procomp 2	Procomp 3	Hardcomp
11 mm	26 mm	21,2 mm Solid				SC-2724brm • NEW
16 mm	28 mm	21'2 mm Solid				SC-2426brm

SC-5072 Tyre truing machine EVO2



New Features in the Evo2 truing machine

- ✓ Super fine tuning for the rectifying head
- ✓ Rectifying head axle parallel to the sanding head
- ✓ Clear view of the wheel diameter
- ✓ Strong and solid assembled structure

1. Complete vacuum box for dirt storage and protection
2. Optical sanding measure view
3. High quality ball bearings
4. Allow to do up to 2 tyres simultaneously to perfectly pair sets of tyres. Easy exchangeable multiple grain abrasive drum
5. Smooth 5 pole motor
6. Preassembled electronic speed regulator
7. Only needs 3 Amp to work
8. Anodized Aluminum CNC machined core design for a perfect alignment
9. Vacuum Cleaner Fixing Hole
10. Up to 30 mm diameter tyres allowed
11. Easy to disassemble for adjusting and replacing sanding drums, belts and cleaning
12. For all types of available axles (3mm, 3/32")
13. Maximum sanding stopper

Spare parts for SC-5040 EVO1 truing machine



SC-5040G
Aluminum core drum



Reference	Description
SC-5040b	Abrasive roll 80 grid
SC-5040c	Abrasive roll 120 grid
SC-5040d	Abrasive roll 150 grid
SC-5040e	Abrasive roll 180 grid
SC-5040h	Abrasive roll 400 grid

SC-5040f Vacuum connector



Chassis ground clearance tools

Reference	Description
SC-5003	Tech tool for chassis ground clearance 1mm
SC-5004	Tech tool for chassis ground clearance 1'3mm
SC-5005	Tech tool for chassis ground clearance 2mm
SC-5006	Tech tool for chassis ground clearance 1mm / 1'2 mm
SC-5007	Tech tool for chassis ground clearance 1'3mm / 1'5mm



SC-5043 Ground clearance tech tool



Bushings and Bearings

2 units each pack

Bronze and nylon bushing

	SC-1354 Bronze 5 x mm Not flanged		SC-1351 Bronze. 5mm x 3/32" Flanged.		SC-1357 Bronze. 6mm x 3/32" Flanged.		SC-1358 Bronze. 6mm x 3/32" Double flanged.
	SC-1352b Nylon 5mm x 3/32" Double flanged		SC-1362b Nylon 5mm x 3/32" Triple flanged		SC-1325 Nylon 5mm x 3/32" Double flanged Bronze insert		

High quality ceramic ball bearing

	SC-1328 5mm x 3/32" Open wall. Flanged. For 3/32" Axle		SC-1335 6 x 3mm Open wall. Flanged. For 3mm Axle
--	---	--	---

High quality ball bearing

	SC-1334 6'35mm x 1/8" Flanged. For 1/8"mm Axle
--	--

High quality steel ball bearing 3/32" Axle

	SC-1319 4'75mm x 3/32" Not flanged.		SC-1320 4'75mm x 3/32". Flanged.		SC-1323 5mm x 3/32" Double flanged. Width 2mm
	SC-1321 5mm x 3/32". Not flanged.		SC-1322 5mm x 3/32" Flanged. Width 2'5mm		SC-1324 5mm x 3/32" Double flanged. Width 1'7mm.
			SC-1329 6mm x 3/32". Flanged.		

High quality steel ball bearing 3mm Axle

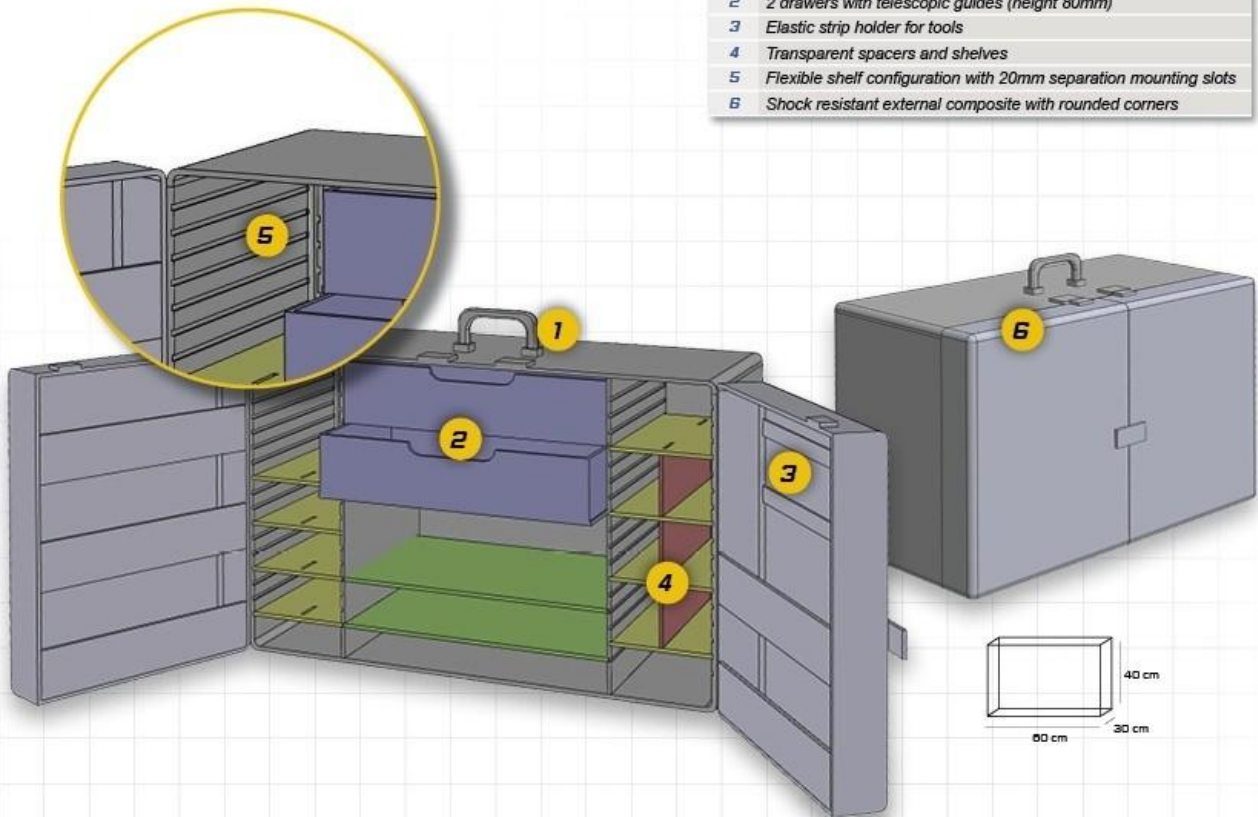
	SC-1330 6 x 3mm Not flanged.		SC-1331 6 x 3mm Flanged.		SC-1333 6 x 3mm. Open wall. Flanged.
--	---	--	---------------------------------------	--	---

SC-5071

Aluminum Slot Box Professional Series One

Main features

- 1 Tiltable handle holds up to 30kg (66lbs)
- 2 2 drawers with telescopic guides (height 80mm)
- 3 Elastic strip holder for tools
- 4 Transparent spacers and shelves
- 5 Flexible shelf configuration with 20mm separation mounting slots
- 6 Shock resistant external composite with rounded corners



SC-5053

Aluminum Slot Box car transport (37x25x16cm).



SC-5054

Aluminum controller box (30x30x7cm).

SC-5050

Aluminum modular Slot Box (37x25x80 cm) with wheels



SC-5051
Aluminum reduced size Slot Box (37x25x50 cm).



SC-5052
Aluminum mini size Slot Box (46x33x10 cm).



Use it to store your bolts, nuts, tires, braids and other small pieces. Join them together to get a larger set of independent storage boxes to fit your needs.

Reference	Description
SC-5055a	Large box container 70x70mm (4 pieces)
SC-5055b	Medium box container, 70x30mm (6 pieces)
SC-5055c	Small box container, 21x30mm (10 pieces)
SC-5055d	Combikit container, 3 sizes containers, fully combinable to store all your spare parts correctly (2 x SC-5055a + 2 x SC-5055b + 6 x SC-5055c)




Adjustable torque
ProDyno

Tools	ProTool	ProDyno
	SC-5030 ProTool allen 0'95 mm with blue aluminium handle	SC-5044 ProDyno wrench allen 0'95 mm
	SC-5038 ProTool Allen 1'3 mm with blue aluminium handle	SC-5045 ProDyno wrench allen 1'3 mm
	SC-5031 ProTool allen 1'5 mm with blue aluminium handle	SC-5046 ProDyno wrench allen 1'5 mm
	SC-5032 ProTool allen 2 mm with blue aluminium handle	
	SC-5033 ProTool Phillips screwdriver with blue aluminium handle	
	SC-5034 ProTool M4 nut with blue aluminium handle	
	SC-5035 ProTool M4'5 nut with blue aluminium handle	



- ProTool spare bits**
- SC-5036
M1'5 allen bit spare for Pro Tool
 - SC-5037
M0'95 allen bit spare for Pro Tool
 - SC-5041
M1'3 allen bit spare for Pro Tool
 - SC-5079
Flat screw driver
 - SC-5047
M0.95 short allen bit spare for Pro Tool
 - SC-5048
M1'3 allen short bit spare for Pro Tool
 - SC-5049
M1'5 allen short bit spare for Pro Tool



- Basic Tool**
- SC-5024
M1'5 basic allen
 - SC-5025
M2'5 basic allen
 - SC-5026
M0'95 basic allen



SC-5000b
Pinion press for all can motors



SC-5001b
Mini pinion puller



SC-5070
Reamer for 2mm, 3/32" and 3mm



SC-5302
Speed oil
Special for bearings and motors 15 ml

SC-5305 • NEW •
Speed drops 15ml



SC-5300
Sponge/Rubber
tyre cleaner.



SC-5301
Slotgrip Sponge/Rubber
tyre cleaner.



SC-5304
Speed oil-2
Special for bearings and motors 12ml



SC-5303
White magic grease
special for gears. 15 ml.



• **NEW** • **SC-1001**
Clear collection box
(Cardboard and car not included)

Supporting Race Activities Worldwide



Send your pictures and the best ones will be published in 2015 catalog

Contact: promotion@ibbautoracing.com
Find more at www.scaleauto-slot.com

IBB Auto Racing

IBB Auto Racing, S.L.
C/ La Masia, 28
08711 Odena (Barcelona) - Spain
Tel. +34 93 803 08 80 Fax. +34 93 805 50 57
email: info@ibbautoracing.com
www.ibbautoracing.com